



September 22, 2023

TO: Legal Counsel

News Media

Salinas Californian  
El Sol  
Monterey County Herald  
Monterey County Weekly  
KION-TV  
KSBW-TV/ABC Central Coast  
KSMS/Entravision-TV

The next regular meeting of the **FINANCE COMMITTEE - COMMITTEE OF THE WHOLE** of the **SALINAS VALLEY HEALTH**<sup>1</sup> will be held **MONDAY, SEPTEMBER 25, 2023, AT 12:00 P.M., DOWNING RESOURCCE CENTER ROOM B & C, SALINAS VALLEY HEALTH MEDICAL CENTER, 450 E. ROMIE LANE, SALINAS, CALIFORNIA** or via **TELECONFERENCE** (*visit [SalinasValleyHealth.com/virtualboardmeeting](https://SalinasValleyHealth.com/virtualboardmeeting) for Access Information*).

A handwritten signature in black ink, appearing to read "Pete Delgado".

Pete Delgado  
President/Chief Executive Officer

Committee Members: Joel Hernandez Laguna, Chair; Juan Cabrera, Vice Chair; Pete Delgado, President/CEO; Augustine Lopez, Chief Financial Officer; Clement Miller, Chief Operating Officer; Tarun Bajaj, M.D. Medical Staff Member; Sanjeev Tandon, Community Member Harry; Wardwell, Community Member

**FINANCE COMMITTEE  
COMMITTEE OF THE WHOLE  
SALINAS VALLEY HEALTH<sup>1</sup>**

**MONDAY, SEPTEMBER 25, 2023, 12:00 P.M.  
DOWNING RESOURCE CENTER, ROOMS B & C**

**Salinas Valley Health Medical Center  
450 E. Romie Lane, Salinas, California  
or via Teleconference**

**(Visit [SalinasValleyHealth.com/virtualboardmeeting](https://www.SalinasValleyHealth.com/virtualboardmeeting) for Access Information)**

**AGENDA**

1. Call to Order / Roll Call
2. Approve Minutes of the Finance Committee Meeting of August 21, 2023 (DELGADO)
  - Motion/Second
  - Action by Committee/Roll Call Vote
3. Consider Recommendation for Board of Directors Approval of Preliminary Project Budget for the Medical Center Campus Colorization Project (MILLER/STROTMAN/SULLIVAN)
  - Staff Report
  - Committee Questions to Staff
  - Public Comment
  - Committee Discussion/Deliberation
  - Motion/Second
  - Action by Committee/Roll Call Vote
4. Closed Session
5. Reconvene Open Session / Report on Closed Session
6. Financial and Statistical Review (LOPEZ)
7. Public Input

This opportunity is provided for members of the public to make a brief statement, not to exceed three (3) minutes, on issues or concerns within the jurisdiction of this District Board, which are not otherwise covered under an item on this agenda.

8. Adjournment

The next Finance Committee Meeting is scheduled for **Monday, October 23, 2023 at 12:00 p.m.**

This Committee meeting may be attended by Board Members who do not sit on this Committee. In the event that a quorum of the entire Board is present, this Committee shall act as a Committee of the Whole. In either case, any item acted upon by the Committee or the Committee of the Whole will require consideration and action by the full Board of Directors as a prerequisite to its legal enactment.

The Committee packet is available at the Committee Meeting, at [www.SalinasValleyHealth.com](http://www.SalinasValleyHealth.com), and in the Human Resources Department of the District. All items appearing on the agenda are subject to action by the Committee.

Requests for a disability related modification or accommodation, including auxiliary aids or services, in order to attend or participate in a meeting should be made to the Board Clerk during regular business hours at 831-759-3050. Notification received 48 hours before the meeting will enable the District to make reasonable accommodations.

**FINANCE COMMITTEE MEETING  
OF THE BOARD OF DIRECTORS – COMMITTEE OF THE WHOLE  
SALINAS VALLEY MEMORIAL HEALTHCARE SYSTEM**

**AGENDA FOR CLOSED SESSION**

*Pursuant to California Government Code Section 54954.2 and 54954.5, the board agenda may describe closed session agenda items as provided below. No legislative body or elected official shall be in violation of Section 54954.2 or 54956 if the closed session items are described in substantial compliance with Section 54954.5 of the Government Code.*

**CLOSED SESSION AGENDA ITEMS**

**REPORT INVOLVING TRADE SECRET**

(Government Code §37606 & Health and Safety Code § 32106)

Discussion will concern: (Specify whether discussion will concern proposed new service, program, or facility):

Trade secrets, strategic planning/proposed new programs and services

**Estimated date of public disclosure:** (Specify month and year): \_\_\_\_\_

**ADJOURN TO OPEN SESSION**

*CALL TO ORDER*  
*ROLL CALL*

*(Chair to call the meeting to order)*

**SALINAS VALLEY HEALTH<sup>1</sup>  
FINANCE COMMITTEE  
COMMITTEE OF THE WHOLE  
MEETING MINUTES AUGUST 21, 2023**

Committee Members Present:

In-person: Chair Joel Hernandez Laguna, Vice Chair Juan Cabrera, Pete Delgado, Augustine Lopez, Clement Miller, and Harry Wardwell

Via teleconference: Sanjeev Tandon

Committee Members Absent: Tarun Bajaj, MD.,

Other Board Members Present, Constituting Committee of the Whole: Director Catherine Carson, Rolando Cabrera, MD., Victor Rey Jr. (via teleconference)

*Director Victor Rey Jr. in at 12:20 p.m.*

*Director J Cabrera in at 12:31 p.m.*

**1. CALL TO ORDER/ROLL CALL**

A quorum was present and Chair Joel Hernandez Laguna called the meeting to order at 12:02 p.m. in the Downing Resource Center, CEO Conference Room.

**2. APPROVE MINUTES OF THE FINANCE COMMITTEE JULY 24, 2023**

The Finance Committee meeting minutes of July 24, 2023, were included in the Committee packet.

**PUBLIC COMMENT:**

None

**MOTION:**

Upon motion by Committee member Delgado, and second by Committee member Lopez the minutes of July 24, 2023 Finance Committee were approved as presented.

**ROLL CALL VOTE:**

Ayes: Chair Hernandez Laguna, Delgado, Lopez, Miller, Tandon, and Wardwell;

Noes: None;

Abstentions: None;

Absent: Vice-Chair Cabrera and Bajaj, MD.

**Motion Carried**

<sup>1</sup>Salinas Valley Memorial Healthcare System operating as Salinas Valley Health

**3. CONSIDER RECOMMENDATION FOR BOARD APPROVAL OF THE PURCHASE OF INTERNET CONNECTIVITY SERVICES FEES FROM CENIC AS SOLE SOURCE JUSTIFICATION AND CONTRACT AWARD**

Received a presentation from Audrey Parks, Chief Information Officer. The hospital is eligible to purchase internet at a discounted rate. This would increase the bandwidth which is necessary as our operations have grown. This would also upgrade and improve our guest wifi.

**COMMITTEE QUESTIONS TO STAFF:**

Director Hernandez Laguna asked why we are upgrading the existing 1 gigabyte internet connection to 10 gigabytes. Staff responded that there are no other option plans in between the 1 and 10 gigabytes.

**PUBLIC COMMENT:**

No public comment

**MOTION:**

Upon motion by Committee member Wardwell, and second by Committee member Lopez, the Finance Committee recommends the Board of Directors approve the purchase of internet connectivity services fees from CENIC as sole source justification and contract award in the amount of \$493,687.88 over a five-year term.

**ROLL CALL VOTE:**

Ayes: Chair Hernandez Laguna, Delgado, Lopez, Miller, Tandon, and Wardwell;

Noes: None;

Abstentions: None;

Absent: Vice-Chair Cabrera and Bajaj, MD.

**Motion Carried**

**4. CONSIDER RECOMMENDATION FOR BOARD APPROVAL OF THE METTEL ADENDUM TO TRANSFER SELECT EXISTING AT&T CARRIER AS SOLE SOURCE JUSTIFICATION AND CONTRACT AWARD**

Augustine Lopez, Chief Financial Officer confirmed that Audrey Parks, Chief Information Officer has reviewed the contract presented and it will result in a substantial amount of savings. Ms. Parks confirmed that the Hospital receives most of its services through AT&T and that NetTel uses the AT&T network. Many of the lines we had with AT&T have already been transferred over to NetTel. Doing so has already saved the Hospital a lot of money.

### **COMMITTEE QUESTIONS TO STAFF:**

Committee member Tandon asked what due diligence have you done and how are you sure about the services and the stability of the services that NetTel provides? Staff confirmed that the underlying services continue to be with AT&T, we are only moving the lines over to NetTel. Staff will contact a few references to follow up on NetTel services and request their financials.

Director Hernandez Laguna asked if this will have an impact on our day-to-day operations. Staff responded that this change would not impact our day-to-day operations.

### **PUBLIC COMMENT:**

No public comment

### **MOTION:**

Upon motion by Committee member Delgado, and second by Committee member Lopez, the Finance Committee recommends the Board of Directors to approve the MetTel Addendum to Transfer Select Existing AT&T Carrier as Sole Source Justification and Contract Award in the amount of \$307,915.56 over a three-year term.

### **ROLL CALL VOTE:**

Ayes: Chair Hernandez Laguna, Delgado, Lopez, Miller, Tandon, and Wardwell;

Noes: None;

Abstentions: None;

Absent: Vice-Chair Cabrera and Bajaj, MD.

### **Motion Carried**

## **5. FINANCIAL PERFORMANCE REVIEW**

Received an update from Augustine Lopez, Chief Financial Officer on the Financial Performance Review for the month of July. Salinas Valley Health as a system had an unfavorable financial performance with a loss from operations of \$900,000. He emphasized that July is always a tough time of the year. On a positive note, our days cash on hand has been doing well with 342 days cash on hand.

### **COMMITTEE QUESTIONS TO STAFF:**

Pete Delgado, President/CEO asked if there were any monies from the CARES act or from FEMA. Staff responded that we have not received monies from the CARES act, but we are expecting to receive monies from FEMA for PPE.

## **6. PUBLIC INPUT**

No public comment



## 7. ADJOURNMENT

There being no other business, the meeting was adjourned at 12:33 p.m. The next Finance Committee Meeting is scheduled for **Monday, September 25, 2023 at 12:00 p.m.**

---

Joel Hernandez Laguna, Chair

## Board Paper: Finance Committee

---

Agenda Item: Consider Recommendation for Board of Directors Approval of Preliminary Project Budget for the Medical Center Campus Colorization Project

Executive Sponsor: Clement Miller, Chief Operating Officer  
Earl Strotman, Director Facilities Management & Construction  
Dave Sullivan, Facilities Management & Construction

Date: September 18, 2023

### Executive Summary

Salinas Valley Health has implemented a comprehensive re-branding campaign, one which included re-naming corporate entities, with a roll out of new logo and signage installations. Concurrently, Salinas Valley Health pursued re-envisioning the 450 East Romie medical center campus with a fresh color scheme consistent with re-branding goals and characteristics that will result in a new visual presentation of campus structures to the community. Schematic evaluation resulted in the production of several different color schemes, and one was recently selected by the Executive Leadership Alignment Committee. Board approval is now requested to fund costs associated with the exterior re-finishing of campus buildings, implementing the approved new color scheme.

Scope of this project includes production of permit plans, costs associated with a competitive bid process, and execution of the work, which will include re-finishing the exterior of the main hospital building(s), the existing DRC, and stand-alone buildings housing administrative staff, energy plant infrastructure, and the leased MRI facility. At the time of request, we expect a process of design development, permitting, and project execution to take roughly 10 months, which includes numerous mobilization phases to allow for on-going hospital operations and the impacts of winter weather cycles.

### Background/Situation/Rationale

In recognition that the campus is a prominent presence in the community and visible from miles away, the new scheme will not only need internal approval but also community acceptance and jurisdictional review and approval prior to implementation. The new coloration of the exterior will require design and permitting with the City of Salinas Community Development Department. Final design and implementation costs will be brought forward to the Board for re-review upon completion of the entitlement and construction bidding process. The objective of this project is to modernize the medical center buildings to comply with the re-branding campaign and comply with current rules and regulations enforced by all agencies having jurisdiction, primarily within the City of Salinas.

Salinas Valley Health will be responsible for securing City or other approvals necessary to execute the work. Over the course of the project, design and planning oversight meetings will be completed with executive leadership and other key stakeholders.

Facilities Management will be responsible for securing approvals necessary to execute the work and will coordinate mobilization impacts with inter-department representatives to minimize disruption of hospital operations.

### Financial Implications

<u>Indirect Construction Costs:</u>	\$ 500,000
<u>Construction/Mobilization Costs:</u>	\$2,500,000
<u>Reserves and Contingencies:</u>	\$ 500,000
<u>Total:</u>	\$3,500,000

Budget:

As currently programmed, the Medical Center Campus Colorization Project cost estimate is \$3,500,000. Project reserves from the DRC Parking Garage Annex project are currently being applied to offset impacts to the overall capital improvement budget in fiscal year 2024. The project cost estimate includes design and engineering fees, permitting, project contingency, program management, and construction services as required to complete the project.

Current capital budget forecast includes:

Fiscal Year 2024 - \$3,000,000

Fiscal Year 2025 - \$ 500,000

Following completion of the construction bidding process, the budget will be reconciled to account for proposed configuration.

Schedule:

August 2023 –	Executive alignment of main program schematic configuration
October 2023 –	Commence construction documentation and agency permitting
January 2024 –	Anticipated bidding for construction services
March 2024 –	Anticipated construction commencement
August 2024 –	Anticipated construction completion

Procurement:

Facilities Management plans to prepare bidding documents for solicitation to qualified painting contractors. Each of the responses was reviewed by Materials Management and Facilities Management to compare initial capital construction costs. Facilities Management will prepare a Board Paper to review project costs and consider award of construction services to the successful low bidder.

Recommendation

Consider recommendation for Board of Directors to approve the total estimated project budget for the Medical Center Campus Colorization Project in the budgeted amount of \$3,500,000.

Attachments

- Attachment 1: WRD Color Scheme Presentation



# Rebranding Campus Colors

# Color Scheme

**Paint Colors:** Benjamin Moore

A-1 Classic Gray (OC-23)


A-2 Silver Chain (1472)

A-3 Adagio (1593)

A-4 Deep Secret (CSP-625)

**Metal Colors:** Morin

AM-1 Chromium Gray (432R1689)



A-1



A-2

A-3

A-4

AM-1



# 1. Bed Tower - Existing



# 1. Bed Tower – New Color



# 2. Entrance - Existing





# 2. Entrance - New Color



# 4. Emergency Entrance - Existing



# 4. Emergency Entrance - New Color B



# 5. Street View - Existing



# 5. Street View - New Color



# 6. Garage - Existing



# 6. Garage - New Color A



# 7. Garage - Existing





# 7. Garage - New Color



# 8. Garage - New Color



# 10. Garage - New Color



*CLOSED SESSION*

*(Report on Item to be  
Discussed in Closed Session)*

*RECONVENE OPEN SESSION/  
REPORT ON CLOSED SESSION*

# **Financial Performance Review**

## **August 2023**

### **Finance Committee**

**Augustine Lopez**

**Chief Financial Officer**

# Consolidated Financial Summary

## For the Month of August 2023

\$ in Millions	For the Month of August 2023					
			Variance fav (unfav)			
	Actual	Budget	\$VAR	%VAR		
Operating Revenue	\$ 55.6	\$ 61.3	\$ (5.7)	-9.3%		
Operating Expense	\$ 59.9	\$ 60.7	\$ 0.8	1.3%		
<b>Income from Operations</b>	<b>\$ (4.3)</b>	<b>\$ 0.6</b>	<b>\$ (4.9)</b>	<b>-816.7%</b>		
<i>Operating Margin %</i>	<i>-7.7%</i>	<i>1.0%</i>	<i>-8.7%</i>	<i>-870.00%</i>		
Non Operating Income	\$ 4.2	\$ 1.9	\$ 2.3	121.1%		
<b>Net Income</b>	<b>\$ (0.1)</b>	<b>\$ 2.5</b>	<b>\$ (2.6)</b>	<b>-104.0%</b>		
<i>Net Income Margin %</i>	<i>-0.2%</i>	<i>4.1%</i>	<i>-4.3%</i>	<i>-104.9%</i>		

# Consolidated Financial Summary

## YTD August 2023

\$ in Millions	FY 2023 YTD August				
	Actual	Budget	Variance fav (unfav)		
			\$VAR	%VAR	
Operating Revenue	\$ 114.4	\$ 121.1	\$ (6.7)	-5.5%	
Operating Expense	\$ 119.1	\$ 120.0	\$ 0.9	0.8%	
<b>Income from Operations</b>	<b>\$ (4.7)</b>	<b>\$ 1.1</b>	<b>\$ (5.8)</b>	<b>-527.3%</b>	
<i>Operating Margin %</i>	<i>-4.2%</i>	<i>0.9%</i>	<i>-5.1%</i>	<i>-566.7%</i>	
Non Operating Income	\$ 7.2	\$ 3.8	\$ 3.4	89.5%	
<b>Net Income</b>	<b>\$ 2.5</b>	<b>\$ 4.9</b>	<b>\$ (2.4)</b>	<b>-49.0%</b>	
<i>Net Income Margin %</i>	<i>2.1%</i>	<i>4.1%</i>	<i>-2.0%</i>	<i>-48.8%</i>	



# SVHMC Revenue Highlights August 2023

Gross Revenues were 3% favorable to budget

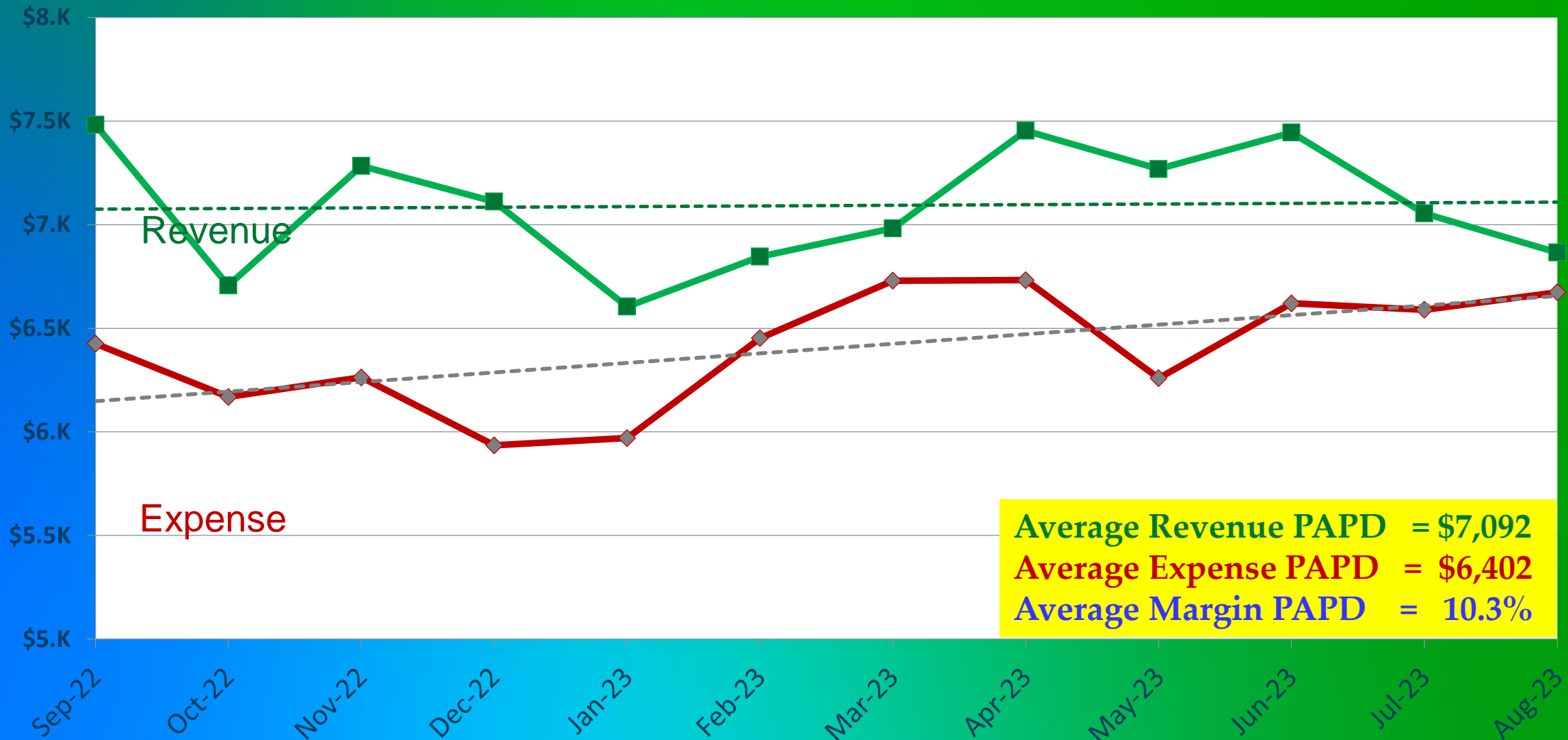
- IP Gross Revenues were 7% unfavorable to budget
- ED Gross Revenues were 6% favorable to budget
- OP Gross Revenues were 17% favorable to budget in the following areas:
  - CT
  - MRI
  - Mammography
  - OP Infusion
  - OP Surgery

- Commercial: 1% below budget
- Medicaid: 3% below budget
- Medicare: 7% above budget

**Payor Mix – Unfavorable**

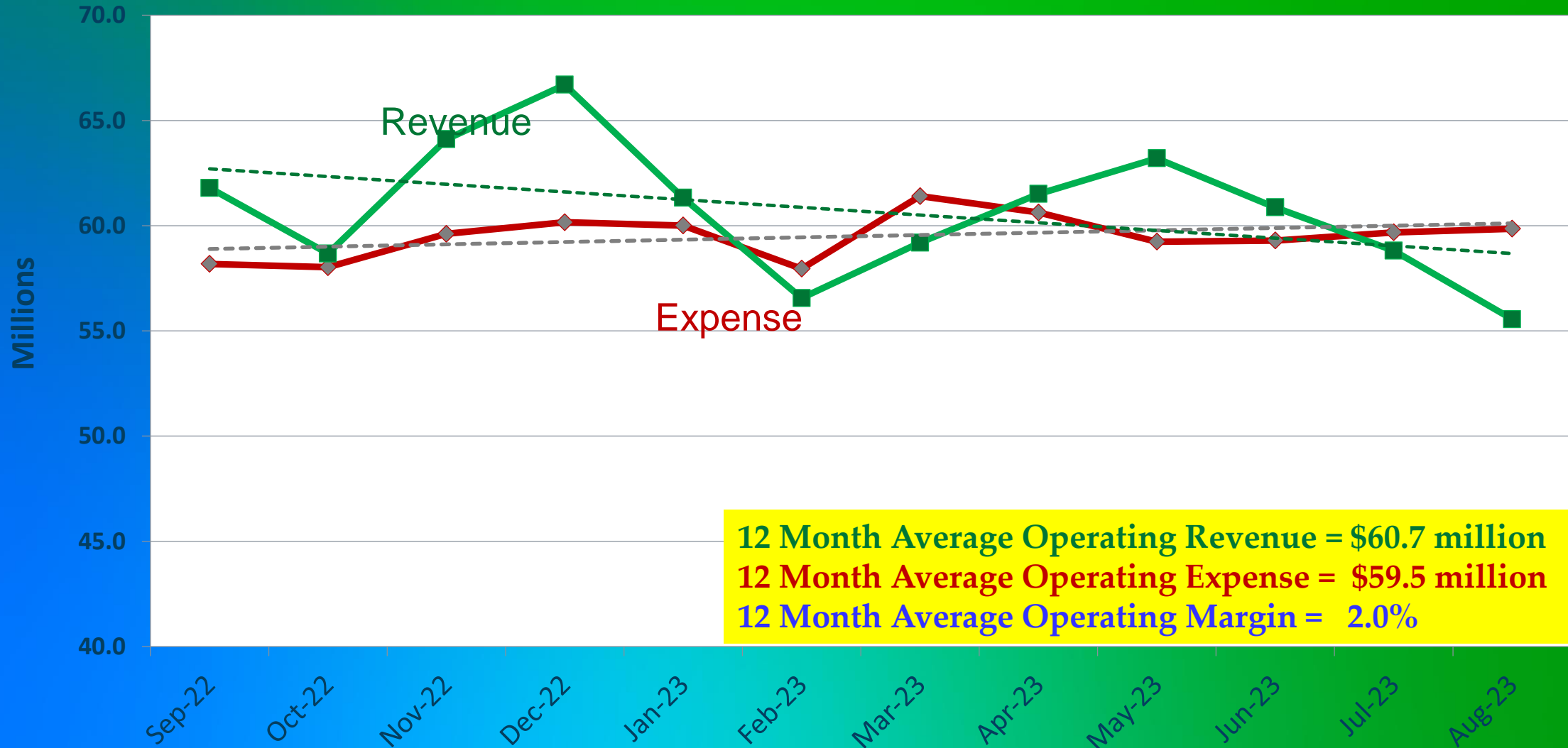
Total Normalized Net Patient Revenues were \$46.2M, which was unfavorable to budget by \$4.3M or 8.5%

# SVHMC Revenues & Expenses Per Adjusted Patient Day Rolling 12 Months: Sept 22 to August 23



# SVH Revenues & Expenses

## Rolling 12 Months: Sept 22 to August 23



# Salinas Valley Health Key Financial Indicators

Statistic	YTD	SVH		S&P A+ Rated		YTD	
	8/31/23	Target	+/-	Hospitals	+/-	8/31/22	+/-
Operating Margin*	-3.9%	5.0%		4.0%		2.5%	
Total Margin*	2.1%	6.0%		6.6%		4.9%	
EBITDA Margin**	0.0%	7.4%		13.6%		6.7%	
Days of Cash*	345	305		249		339	
Days of Accounts Payable*	47	45		-		48	
Days of Net Accounts Receivable***	48	45		49		49	
Supply Expense as % NPR	13.9%	14.0%		-		12.9%	
SWB Expense as % NPR	57.8%	53.0%		53.7%		55.7%	
Operating Expense per APD*	6,600	6,739		-		6,223	

\*These metrics have been adjusted for normalizing items

\*\*Metric based on Operating Income (consistent with industry standard)

\*\*\*Metric based on 90 days average net revenue (consistent with industry standard)

Days of Cash and Accounts Payable metrics have been adjusted to **exclude** accelerated insurance payments (COVID-19 assistance)

# Questions / Comments

SALINAS VALLEY HEALTH MEDICAL CENTER  
SUMMARY INCOME STATEMENT  
August 31, 2023

	<u>Month of August,</u>		<u>Two months ended August 31,</u>	
	<u>current year</u>	<u>prior year</u>	<u>current year</u>	<u>prior year</u>
Operating revenue:				
Net patient revenue	\$ 46,220,446	\$ 54,037,184	\$ 95,511,162	\$ 98,206,039
Other operating revenue	<u>1,186,536</u>	<u>876,946</u>	<u>2,228,398</u>	<u>1,573,099</u>
Total operating revenue	<u>47,406,982</u>	<u>54,914,130</u>	<u>97,739,560</u>	<u>99,779,138</u>
Total operating expenses	47,591,796	48,625,055	94,607,592	91,460,304
Total non-operating income	<u>(450,187)</u>	<u>(4,049,023)</u>	<u>(1,236,790)</u>	<u>(2,654,432)</u>
Operating and non-operating income	<u>\$ (635,002)</u>	<u>\$ 2,240,052</u>	<u>\$ 1,895,178</u>	<u>\$ 5,664,402</u>

SALINAS VALLEY HEALTH MEDICAL CENTER  
 BALANCE SHEETS  
 August 31, 2023

	<u>Current year</u>	<u>Prior year</u>
<b>ASSETS:</b>		
Current assets	\$ 445,929,153	\$ 395,627,087
Assets whose use is limited or restricted by board	159,053,150	150,535,522
Capital assets	248,850,702	237,862,826
Other assets	170,736,355	187,372,094
Deferred pension outflows	<u>116,911,125</u>	<u>95,857,027</u>
	<u>\$ 1,141,480,485</u>	<u>\$ 1,067,254,556</u>
<b>LIABILITIES AND EQUITY:</b>		
Current liabilities	82,777,137	106,264,372
Long term liabilities	17,007,738	18,514,233
Lease deferred inflows	2,856,606	1,911,058
Pension liability	124,875,355	79,111,485
Net assets	<u>913,963,649</u>	<u>861,453,408</u>
	<u>\$ 1,141,480,485</u>	<u>\$ 1,067,254,556</u>

**SALINAS VALLEY HEALTH MEDICAL CENTER  
SCHEDULES OF NET PATIENT REVENUE  
August 31, 2023**

	<u>Month of August,</u>		<u>Two months ended August 31,</u>	
	<u>current year</u>	<u>prior year</u>	<u>current year</u>	<u>prior year</u>
Patient days:				
By payer:				
Medicare	1,791	2,030	3,653	3,896
Medi-Cal	921	1,036	1,947	2,125
Commercial insurance	561	770	1,252	1,548
Other patient	93	109	204	219
Total patient days	<u>3,366</u>	<u>3,945</u>	<u>7,056</u>	<u>7,788</u>
Gross revenue:				
Medicare	\$ 113,231,345	\$ 107,307,517	\$ 224,212,310	\$ 201,070,958
Medi-Cal	67,435,695	64,717,339	128,243,403	123,547,651
Commercial insurance	51,931,778	54,731,567	102,001,344	103,825,171
Other patient	<u>9,874,241</u>	<u>8,307,858</u>	<u>18,992,826</u>	<u>16,651,622</u>
Gross revenue	<u>242,473,059</u>	<u>235,064,281</u>	<u>473,449,883</u>	<u>445,095,403</u>
	74.5%	73.2%	74.4%	72.9%
Deductions from revenue:				
Administrative adjustment	201,462	445,416	546,325	502,780
Charity care	1,275,270	922,558	1,926,685	1,718,108
Contractual adjustments:				
Medicare outpatient	37,772,969	32,066,624	71,927,614	61,578,570
Medicare inpatient	47,527,738	46,992,416	95,809,741	90,293,094
Medi-Cal traditional outpatient	2,743,779	3,530,319	5,109,016	6,728,151
Medi-Cal traditional inpatient	4,037,810	3,890,601	9,784,360	8,987,520
Medi-Cal managed care outpatient	31,410,007	25,051,448	57,624,795	48,183,509
Medi-Cal managed care inpatient	23,530,377	23,830,410	43,275,873	45,486,678
Commercial insurance outpatient	22,382,793	18,777,864	41,947,359	35,119,730
Commercial insurance inpatient	19,770,883	20,752,986	38,951,207	38,444,130
Uncollectible accounts expense	4,415,706	4,175,568	8,487,471	7,900,767
Other payors	<u>1,183,819</u>	<u>590,886</u>	<u>2,548,275</u>	<u>1,946,327</u>
Deductions from revenue	<u>196,252,613</u>	<u>181,027,097</u>	<u>377,938,721</u>	<u>346,889,364</u>
Net patient revenue	<u>\$ 46,220,446</u>	<u>\$ 54,037,184</u>	<u>\$ 95,511,162</u>	<u>\$ 98,206,039</u>
	19.06%	22.99%	20.17%	22.06%
Gross billed charges by patient type:				
Inpatient	\$ 118,058,944	\$ 124,806,208	\$ 237,520,920	\$ 236,050,463
Outpatient	92,426,725	82,086,994	174,338,706	153,682,338
Emergency room	<u>31,987,390</u>	<u>28,171,080</u>	<u>61,590,256</u>	<u>55,362,602</u>
Total	<u>\$ 242,473,059</u>	<u>\$ 235,064,281</u>	<u>\$ 473,449,882</u>	<u>\$ 445,095,403</u>



**SALINAS VALLEY HEALTH MEDICAL CENTER**  
**STATEMENTS OF REVENUE AND EXPENSES**  
**August 31, 2023**

	<u>Month of August,</u>		<u>Two months ended August 31,</u>	
	<u>current year</u>	<u>prior year</u>	<u>current year</u>	<u>prior year</u>
Operating revenue:				
Net patient revenue	\$ 46,220,446	\$ 54,037,184	\$ 95,511,162	\$ 98,206,039
Other operating revenue	1,186,536	876,946	2,228,398	1,573,099
Total operating revenue	<u>47,406,982</u>	<u>54,914,130</u>	<u>97,739,560</u>	<u>99,779,138</u>
Operating expenses:				
Salaries and wages	16,259,581	19,579,449	32,435,126	35,638,600
Compensated absences	2,897,556	2,826,365	5,945,662	5,439,480
Employee benefits	9,178,334	7,587,087	17,865,559	14,805,225
Supplies, food, and linen	7,311,261	6,863,466	13,918,750	12,972,922
Purchased department functions	3,861,763	3,641,021	7,824,372	7,215,400
Medical fees	2,918,877	2,001,209	5,045,162	3,370,302
Other fees	1,499,051	2,284,660	4,387,647	4,639,728
Depreciation	1,805,101	2,139,860	3,611,600	4,031,730
All other expense	1,860,272	1,701,938	3,573,714	3,346,917
Total operating expenses	<u>47,591,796</u>	<u>48,625,055</u>	<u>94,607,592</u>	<u>91,460,304</u>
Income from operations	<u>(184,814)</u>	<u>6,289,075</u>	<u>3,131,968</u>	<u>8,318,834</u>
Non-operating income:				
Donations	1,153,867	170,325	1,132,687	2,131,824
Property taxes	333,333	333,333	666,667	666,667
Investment income	1,996,078	(2,319,356)	4,540,738	(240,526)
Taxes and licenses	0	0	0	0
Income from subsidiaries	(3,933,465)	(2,233,325)	(7,576,882)	(5,212,397)
Total non-operating income	<u>(450,187)</u>	<u>(4,049,023)</u>	<u>(1,236,790)</u>	<u>(2,654,432)</u>
Operating and non-operating income	(635,002)	2,240,052	1,895,178	5,664,402
Net assets to begin	<u>914,598,651</u>	<u>859,213,356</u>	<u>912,068,471</u>	<u>855,789,006</u>
Net assets to end	<u>\$ 913,963,649</u>	<u>\$ 861,453,408</u>	<u>\$ 913,963,649</u>	<u>\$ 861,453,408</u>
Net income excluding non-recurring items	\$ (635,002)	\$ 2,240,052	\$ 1,895,178	\$ 5,664,402
Non-recurring income (expense) from cost report settlements and re-openings and other non-recurring items	<u>0</u>	<u>0</u>	<u>0</u>	<u>0</u>
Operating and non-operating income	<u>\$ (635,002)</u>	<u>\$ 2,240,052</u>	<u>\$ 1,895,178</u>	<u>\$ 5,664,402</u>

**SALINAS VALLEY HEALTH MEDICAL CENTER  
SCHEDULES OF INVESTMENT INCOME  
August 31, 2023**

	Month of August,		Two months ended August 31,	
	current year	prior year	current year	prior year
Detail of other operating income:				
Dietary revenue	\$ 186,989	\$ 117,173	\$ 392,769	\$ 261,932
Discounts and scrap sale	283,407	267,808	288,234	273,675
Sale of products and services	52,869	68,008	112,797	79,570
Clinical trial fees	0	0	0	0
Stimulus Funds	0	0	0	0
Rental income	190,384	174,735	380,768	349,851
Other	472,887	249,222	1,053,830	608,071
	<u>\$ 1,186,536</u>	<u>\$ 876,946</u>	<u>\$ 2,228,398</u>	<u>\$ 1,573,099</u>
Detail of investment income:				
Bank and payor interest	\$ 1,463,761	\$ 143,730	\$ 2,864,451	\$ 517,820
Income from investments	532,316	(2,463,086)	1,733,174	(758,346)
Gain or loss on property and equipment	0	0	(56,887)	0
	<u>\$ 1,996,078</u>	<u>\$ (2,319,356)</u>	<u>\$ 4,540,738</u>	<u>\$ (240,526)</u>
Detail of income from subsidiaries:				
Salinas Valley Medical Center:				
Pulmonary Medicine Center	\$ (182,625)	\$ (200,808)	\$ (359,989)	\$ (407,414)
Neurological Clinic	(56,266)	(29,459)	(135,431)	(76,576)
Palliative Care Clinic	(62,133)	(55,680)	(146,654)	(132,254)
Surgery Clinic	(173,977)	(197,637)	(400,367)	(290,416)
Infectious Disease Clinic	(26,966)	(28,792)	(61,449)	(54,844)
Endocrinology Clinic	(209,293)	(229,051)	(418,560)	(360,338)
Early Discharge Clinic	0	0	0	0
Cardiology Clinic	(470,433)	(273,445)	(996,965)	(750,274)
OB/GYN Clinic	(379,119)	(336,004)	(698,916)	(612,418)
PrimeCare Medical Group	(763,843)	(353,702)	(1,497,877)	(888,298)
Oncology Clinic	(324,643)	(327,564)	(618,421)	(503,258)
Cardiac Surgery	(267,302)	(203,668)	(490,177)	(437,700)
Sleep Center	(35,147)	(44,249)	(72,356)	(83,084)
Rheumatology	(67,371)	(63,242)	(130,945)	(116,222)
Precision Ortho MDs	(395,399)	(218,034)	(801,762)	(444,216)
Precision Ortho-MRI	0	0	0	0
Precision Ortho-PT	(38,538)	(192,000)	(101,870)	(224,994)
Vaccine Clinic	0	124	0	(224)
Dermatology	(48,127)	(121,216)	(49,769)	(125,298)
Hospitalists	0	0	0	0
Behavioral Health	(36,959)	690,215	(73,801)	644,118
Pediatric Diabetes	(40,007)	(43,679)	(91,614)	(89,534)
Neurosurgery	(29,828)	(27,346)	(60,354)	(58,246)
Multi-Specialty-RR	3,783	4,947	11,416	10,746
Radiology	(450,756)	(206,339)	(426,963)	(319,116)
Salinas Family Practice	(148,785)	(62,793)	(265,764)	(173,704)
Urology	(91,677)	(190,607)	(238,252)	(221,628)
Total SVMC	(4,295,411)	(2,710,029)	(8,126,840)	(5,715,192)
Doctors on Duty	152,462	310,470	186,331	225,107
Vantage Surgery Center	0	0	0	0
LPCH NICU JV	0	0	0	0
Central Coast Health Connect	0	0	0	0
Monterey Peninsula Surgery Center	115,107	84,895	225,757	189,519
Coastal	64,488	34,985	87,381	(28,650)
Apex	0	0	0	0
GenesisCare USA	17,428	23,876	1,017	47,753
Monterey Bay Endoscopy Center	12,461	22,479	49,472	69,066
	<u>\$ (3,933,465)</u>	<u>\$ (2,233,325)</u>	<u>\$ (7,576,882)</u>	<u>\$ (5,212,397)</u>

**SALINAS VALLEY HEALTH MEDICAL CENTER  
BALANCE SHEETS  
August 31, 2023**

	<b>Current year</b>	<b>Prior year</b>
<b>Current assets:</b>		
Cash and cash equivalents	\$ 342,311,300	\$ 289,242,125
Patient accounts receivable, net of estimated uncollectibles of \$26,733,775	80,708,653	84,274,211
Supplies inventory at cost	7,922,313	7,577,979
Current portion of lease receivable	1,921,803	534,201
Other current assets	13,065,084	13,998,571
	445,929,153	395,627,087
<b>Assets whose use is limited or restricted by board</b>	<b>159,053,150</b>	<b>150,535,522</b>
<b>Capital assets:</b>		
Land and construction in process	65,148,659	38,411,356
Other capital assets, net of depreciation	183,702,043	199,451,470
	248,850,702	237,862,826
<b>Other assets:</b>		
Right of use assets, net of amortization	5,681,859	7,137,296
Long term lease receivable	1,115,546	1,462,610
Investment in securities	139,513,295	144,284,830
Investment in SVMC	3,643,019	8,219,949
Investment in Aspire/CHI/Coastal	1,769,022	1,615,050
Investment in other affiliates	21,122,341	23,313,309
Net pension asset	(2,108,727)	1,339,050
	170,736,355	187,372,094
<b>Deferred pension outflows</b>	<b>116,911,125</b>	<b>95,857,027</b>
	<b>\$ 1,141,480,485</b>	<b>\$ 1,067,254,556</b>

**LIABILITIES AND NET ASSETS**

<b>Current liabilities:</b>		
Accounts payable and accrued expenses	\$ 57,318,155	\$ 60,393,423
Due to third party payers	6,167,894	24,708,173
Current portion of notes payable	0	0
Current portion of self-insurance liability	17,396,477	18,226,809
Current portion of lease liability	1,894,611	2,935,968
	82,777,137	106,264,372
Long term portion of notes payable	0	0
Long term portion of workers comp liability	13,027,333	14,058,922
Long term portion of lease liability	3,980,405	4,455,311
	99,784,875	124,778,605
Lease deferred inflows	2,856,606	1,911,058
Pension liability	124,875,355	79,111,485
<b>Net assets:</b>		
Invested in capital assets, net of related debt	248,850,702	237,862,826
Unrestricted	665,112,947	623,590,582
	913,963,649	861,453,408
	<b>\$ 1,141,480,485</b>	<b>\$ 1,067,254,556</b>

**SALINAS VALLEY HEALTH MEDICAL CENTER**  
**STATEMENTS OF REVENUE AND EXPENSES - BUDGET VS. ACTUAL**  
**August 31, 2023**

	Month of August,				Two months ended August 31,			
	Actual	Budget	Variance	% Var	Actual	Budget	Variance	% Var
Operating revenue:								
Gross billed charges	\$ 242,473,059	\$ 235,748,845	6,724,214	2.85%	\$ 473,449,883	\$ 471,497,689	1,952,194	0.41%
Deductions from revenue	196,252,613	185,229,895	11,022,718	5.95%	377,938,721	370,937,339	7,001,382	1.89%
Net patient revenue	46,220,446	50,518,950	(4,298,504)	-8.51%	95,511,162	100,560,350	(5,049,188)	-5.02%
Other operating revenue	1,186,536	1,332,540	(146,004)	-10.96%	2,228,398	2,665,080	(436,682)	-16.39%
<b>Total operating revenue</b>	<b>47,406,982</b>	<b>51,851,490</b>	<b>(4,444,508)</b>	<b>-8.57%</b>	<b>97,739,560</b>	<b>103,225,430</b>	<b>(5,485,870)</b>	<b>-5.31%</b>
Operating expenses:								
Salaries and wages	16,259,581	17,357,179	(1,097,598)	-6.32%	32,435,126	33,937,349	(1,502,223)	-4.43%
Compensated absences	2,897,556	2,974,990	(77,434)	-2.60%	5,945,662	6,518,329	(572,667)	-8.79%
Employee benefits	9,178,334	8,182,386	995,948	12.17%	17,865,559	16,088,185	1,777,374	11.05%
Supplies, food, and linen	7,311,261	6,899,278	411,983	5.97%	13,918,750	13,798,557	120,193	0.87%
Purchased department functions	3,861,763	3,539,230	322,533	9.11%	7,824,372	7,078,460	745,912	10.54%
Medical fees	2,918,877	2,359,060	559,817	23.73%	5,045,162	4,718,120	327,042	6.93%
Other fees	1,499,051	2,269,528	(770,477)	-33.95%	4,387,647	4,539,056	(151,409)	-3.34%
Depreciation	1,805,101	2,135,892	(330,791)	-15.49%	3,611,600	4,279,481	(667,881)	-15.61%
All other expense	1,860,272	1,841,330	18,942	1.03%	3,573,714	3,682,661	(108,947)	-2.96%
<b>Total operating expenses</b>	<b>47,591,796</b>	<b>47,558,874</b>	<b>32,922</b>	<b>0.07%</b>	<b>94,607,592</b>	<b>94,640,199</b>	<b>(32,607)</b>	<b>-0.03%</b>
<b>Income from operations</b>	<b>(184,814)</b>	<b>4,292,616</b>	<b>(4,477,430)</b>	<b>-104.31%</b>	<b>3,131,968</b>	<b>8,585,231</b>	<b>(5,453,263)</b>	<b>-63.52%</b>
Non-operating income:								
Donations	1,153,867	166,667	987,200	592.32%	1,132,687	333,333	799,354	239.81%
Property taxes	333,333	333,333	(0)	0.00%	666,667	666,667	0	0.00%
Investment income	1,996,078	1,185,806	810,272	68.33%	4,540,738	2,371,611	2,169,127	91.46%
Income from subsidiaries	(3,933,465)	(3,660,748)	(272,717)	7.45%	(7,576,882)	(7,414,475)	(162,407)	2.19%
<b>Total non-operating income</b>	<b>(450,187)</b>	<b>(1,974,942)</b>	<b>1,524,755</b>	<b>-77.21%</b>	<b>(1,236,790)</b>	<b>(4,042,864)</b>	<b>2,806,074</b>	<b>-69.41%</b>
<b>Operating and non-operating income \$</b>	<b>(635,001)</b>	<b>\$ 2,317,674</b>	<b>(2,952,675)</b>	<b>-127.40%</b>	<b>\$ 1,895,178</b>	<b>\$ 4,542,367</b>	<b>(2,647,189)</b>	<b>-58.28%</b>

**SALINAS VALLEY HEALTH MEDICAL CENTER**

**PATIENT STATISTICAL REPORT**

For the month of Aug and two months to date

	<u>Month of Aug</u>		<u>Two months to date</u>		<u>Variance</u>
	<u>2022</u>	<u>2023</u>	<u>2022-23</u>	<u>2023-24</u>	
<u>NEWBORN STATISTICS</u>					
Medi-Cal Admissions	39	40	74	71	(3)
Other Admissions	90	89	182	171	(11)
Total Admissions	129	129	256	242	(14)
Medi-Cal Patient Days	60	56	118	107	(11)
Other Patient Days	159	146	300	276	(24)
Total Patient Days of Care	219	202	418	383	(35)
Average Daily Census	7.1	6.5	6.7	6.2	(0.6)
Medi-Cal Average Days	1.7	1.6	1.6	1.6	0.0
Other Average Days	1.5	1.7	1.6	1.7	0.0
Total Average Days Stay	1.7	1.6	1.6	1.7	0.0
<u>ADULTS &amp; PEDIATRICS</u>					
Medicare Admissions	407	376	801	763	(38)
Medi-Cal Admissions	330	269	533	505	(28)
Other Admissions	425	269	638	571	(67)
Total Admissions	1,162	914	1,972	1,839	(133)
Medicare Patient Days	1,636	1,538	3,250	3,168	(82)
Medi-Cal Patient Days	1,097	960	2,218	2,018	(200)
Other Patient Days	1,125	701	2,067	1,371	(696)
Total Patient Days of Care	3,858	3,199	7,535	6,557	(978)
Average Daily Census	124.5	103.2	121.5	105.8	(15.8)
Medicare Average Length of Stay	4.0	4.0	4.0	4.2	0.1
Medi-Cal Average Length of Stay	3.3	3.2	3.5	3.4	(0.1)
Other Average Length of Stay	2.7	1.9	2.6	1.9	(0.7)
Total Average Length of Stay	3.3	3.0	3.4	3.2	(0.2)
Deaths	21	26	42	51	9
Total Patient Days	4,077	3,401	7,953	6,940	(1,013)
Medi-Cal Administrative Days	9	2	23	5	(18)
Medicare SNF Days	0	0	0	0	0
Over-Utilization Days	0	0	0	0	0
Total Non-Acute Days	9	2	23	5	(18)
Percent Non-Acute	0.22%	0.06%	0.29%	0.07%	-0.22%

**SALINAS VALLEY HEALTH MEDICAL CENTER**

**PATIENT STATISTICAL REPORT**

For the month of Aug and two months to date

	<u>Month of Aug</u>		<u>Two months to date</u>		<u>Variance</u>
	<u>2022</u>	<u>2023</u>	<u>2022-23</u>	<u>2023-24</u>	
<u>PATIENT DAYS BY LOCATION</u>					
Level I	280	216	546	439	(107)
Heart Center	365	338	687	667	(20)
Monitored Beds	659	598	1,292	1,223	(69)
Single Room Maternity/Obstetrics	376	329	717	642	(75)
Med/Surg - Cardiovascular	976	765	1,894	1,656	(238)
Med/Surg - Oncology	183	264	403	557	154
Med/Surg - Rehab	544	439	1,086	906	(180)
Pediatrics	119	150	239	245	6
Nursery	219	202	418	383	(35)
Neonatal Intensive Care	95	100	259	222	(37)
<u>PERCENTAGE OF OCCUPANCY</u>					
Level I	69.48%	53.60%	67.74%	54.47%	
Heart Center	78.49%	72.69%	73.87%	71.72%	
Monitored Beds	78.73%	71.45%	77.18%	73.06%	
Single Room Maternity/Obstetrics	32.78%	28.68%	31.26%	27.99%	
Med/Surg - Cardiovascular	69.96%	54.84%	67.89%	59.35%	
Med/Surg - Oncology	45.41%	65.51%	50.00%	69.11%	
Med/Surg - Rehab	67.49%	54.47%	67.37%	56.20%	
Med/Surg - Observation Care Unit	0.00%	0.00%	0.00%	0.00%	
Pediatrics	21.33%	26.88%	21.42%	21.95%	
Nursery	42.82%	39.49%	20.43%	18.72%	
Neonatal Intensive Care	27.86%	29.33%	37.98%	32.55%	

**SALINAS VALLEY HEALTH MEDICAL CENTER**

**PATIENT STATISTICAL REPORT**

For the month of Aug and two months to date

	<u>Month of Aug</u>		<u>Two months to date</u>		<u>Variance</u>
	<u>2022</u>	<u>2023</u>	<u>2022-23</u>	<u>2023-24</u>	
<u>DELIVERY ROOM</u>					
Total deliveries	135	125	254	236	(18)
C-Section deliveries	34	45	71	77	6
Percent of C-section deliveries	25.19%	36.00%	27.95%	32.63%	4.67%
<u>OPERATING ROOM</u>					
In-Patient Operating Minutes	19,891	17,669	37,292	33,916	(3,376)
Out-Patient Operating Minutes	27,185	28,638	49,024	57,267	8,243
Total	47,076	46,307	86,316	91,183	4,867
Open Heart Surgeries	15	12	22	21	(1)
In-Patient Cases	139	128	277	246	(31)
Out-Patient Cases	286	299	523	572	49
<u>EMERGENCY ROOM</u>					
Immediate Life Saving	23	38	60	75	15
High Risk	563	744	1,060	1,443	383
More Than One Resource	3,002	3,005	5,872	5,772	(100)
One Resource	2,023	1,924	3,924	3,558	(366)
No Resources	112	110	182	225	43
Total	<u>5,723</u>	<u>5,821</u>	<u>11,098</u>	<u>11,073</u>	<u>(25)</u>

**SALINAS VALLEY HEALTH MEDICAL CENTER**

**PATIENT STATISTICAL REPORT**

For the month of Aug and two months to date

	<u>Month of Aug</u>		<u>Two months to date</u>		<u>Variance</u>
	<u>2022</u>	<u>2023</u>	<u>2022-23</u>	<u>2023-24</u>	
<b>CENTRAL SUPPLY</b>					
In-patient requisitions	15,042	13,697	28,908	27,788	-1,120
Out-patient requisitions	10,175	10,996	18,755	21,150	2,395
Emergency room requisitions	604	1,140	1,205	1,753	548
Interdepartmental requisitions	7,114	6,220	14,492	12,563	-1,929
Total requisitions	<u>32,935</u>	<u>32,053</u>	<u>63,360</u>	<u>63,254</u>	<u>-106</u>
<b>LABORATORY</b>					
In-patient procedures	39,936	35,536	77,397	71,532	-5,865
Out-patient procedures	11,597	11,764	22,005	22,459	454
Emergency room procedures	12,702	14,285	25,546	26,447	901
Total patient procedures	<u>64,235</u>	<u>61,585</u>	<u>124,948</u>	<u>120,438</u>	<u>-4,510</u>
<b>BLOOD BANK</b>					
Units processed	<u>367</u>	<u>365</u>	<u>674</u>	<u>665</u>	<u>-9</u>
<b>ELECTROCARDIOLOGY</b>					
In-patient procedures	1,169	1,019	2,150	2,096	-54
Out-patient procedures	400	426	756	822	66
Emergency room procedures	1,132	1,249	2,230	2,459	229
Total procedures	<u>2,701</u>	<u>2,694</u>	<u>5,136</u>	<u>5,377</u>	<u>241</u>
<b>CATH LAB</b>					
In-patient procedures	109	125	192	240	48
Out-patient procedures	94	103	183	193	10
Emergency room procedures	0	0	0	0	0
Total procedures	<u>203</u>	<u>228</u>	<u>375</u>	<u>433</u>	<u>58</u>
<b>ECHO-CARDIOLOGY</b>					
In-patient studies	455	353	794	683	-111
Out-patient studies	249	245	462	493	31
Emergency room studies	0	0	0	0	0
Total studies	<u>704</u>	<u>598</u>	<u>1,256</u>	<u>1,176</u>	<u>-80</u>
<b>NEURODIAGNOSTIC</b>					
In-patient procedures	161	138	313	256	-57
Out-patient procedures	19	22	40	42	2
Emergency room procedures	0	0	0	0	0
Total procedures	<u>180</u>	<u>160</u>	<u>353</u>	<u>298</u>	<u>-55</u>



**SALINAS VALLEY HEALTH MEDICAL CENTER**

**PATIENT STATISTICAL REPORT**

For the month of Aug and two months to date

	<u>Month of Aug</u>		<u>Two months to date</u>		<u>Variance</u>
	<u>2022</u>	<u>2023</u>	<u>2022-23</u>	<u>2023-24</u>	
<b>SLEEP CENTER</b>					
In-patient procedures	0	0	0	0	0
Out-patient procedures	176	245	314	434	120
Emergency room procedures	0	0	0	0	0
<b>Total procedures</b>	<b>176</b>	<b>245</b>	<b>314</b>	<b>434</b>	<b>120</b>
<b>RADIOLOGY</b>					
In-patient procedures	1,411	1,214	2,700	2,468	-232
Out-patient procedures	389	451	741	858	117
Emergency room procedures	1,431	1,568	2,817	2,989	172
<b>Total patient procedures</b>	<b>3,231</b>	<b>3,233</b>	<b>6,258</b>	<b>6,315</b>	<b>57</b>
<b>MAGNETIC RESONANCE IMAGING</b>					
In-patient procedures	199	153	349	305	-44
Out-patient procedures	115	145	220	278	58
Emergency room procedures	13	11	16	20	4
<b>Total procedures</b>	<b>327</b>	<b>309</b>	<b>585</b>	<b>603</b>	<b>18</b>
<b>MAMMOGRAPHY CENTER</b>					
In-patient procedures	4,611	4,360	8,719	8,003	-716
Out-patient procedures	4,561	4,331	8,639	7,939	-700
Emergency room procedures	2	0	2	0	-2
<b>Total procedures</b>	<b>9,174</b>	<b>8,691</b>	<b>17,360</b>	<b>15,942</b>	<b>-1,418</b>
<b>NUCLEAR MEDICINE</b>					
In-patient procedures	26	18	49	39	-10
Out-patient procedures	98	112	197	222	25
Emergency room procedures	0	0	1	0	-1
<b>Total procedures</b>	<b>124</b>	<b>130</b>	<b>247</b>	<b>261</b>	<b>14</b>
<b>PHARMACY</b>					
In-patient prescriptions	99,070	80,197	186,722	161,993	-24,729
Out-patient prescriptions	16,230	16,710	30,759	32,059	1,300
Emergency room prescriptions	8,324	9,502	17,225	18,273	1,048
<b>Total prescriptions</b>	<b>123,624</b>	<b>106,409</b>	<b>234,706</b>	<b>212,325</b>	<b>-22,381</b>
<b>RESPIRATORY THERAPY</b>					
In-patient treatments	15,753	15,381	30,401	27,910	-2,491
Out-patient treatments	1,146	1,606	1,713	2,785	1,072
Emergency room treatments	339	366	583	688	105
<b>Total patient treatments</b>	<b>17,238</b>	<b>17,353</b>	<b>32,697</b>	<b>31,383</b>	<b>-1,314</b>
<b>PHYSICAL THERAPY</b>					
In-patient treatments	2,484	2,330	4,948	4,776	-172
Out-patient treatments	179	234	416	497	81
Emergency room treatments	0	0	0	0	0
<b>Total treatments</b>	<b>2,663</b>	<b>2,564</b>	<b>5,364</b>	<b>5,273</b>	<b>-91</b>

**SALINAS VALLEY HEALTH MEDICAL CENTER**

**PATIENT STATISTICAL REPORT**

For the month of Aug and two months to date

	<u>Month of Aug</u>		<u>Two months to date</u>		<u>Variance</u>
	<u>2022</u>	<u>2023</u>	<u>2022-23</u>	<u>2023-24</u>	
<b>OCCUPATIONAL THERAPY</b>					
In-patient procedures	2,037	1,539	3,181	2,957	-224
Out-patient procedures	153	216	317	475	158
Emergency room procedures	0	0	0	0	0
Total procedures	<u>2,190</u>	<u>1,755</u>	<u>3,498</u>	<u>3,432</u>	<u>-66</u>
<b>SPEECH THERAPY</b>					
In-patient treatments	462	406	940	887	-53
Out-patient treatments	29	49	51	73	22
Emergency room treatments	0	0	0	0	0
Total treatments	<u>491</u>	<u>455</u>	<u>991</u>	<u>960</u>	<u>-31</u>
<b>CARDIAC REHABILITATION</b>					
In-patient treatments	0	0	0	2	2
Out-patient treatments	531	585	875	1,084	209
Emergency room treatments	0	0	0	0	0
Total treatments	<u>531</u>	<u>585</u>	<u>875</u>	<u>1,086</u>	<u>211</u>
<b>CRITICAL DECISION UNIT</b>					
Observation hours	<u>352</u>	<u>239</u>	<u>664</u>	<u>611</u>	<u>-53</u>
<b>ENDOSCOPY</b>					
In-patient procedures	121	77	213	137	-76
Out-patient procedures	42	49	70	95	25
Emergency room procedures	0	0	0	0	0
Total procedures	<u>163</u>	<u>126</u>	<u>283</u>	<u>232</u>	<u>-51</u>
<b>C. T. SCAN</b>					
In-patient procedures	715	680	1,411	1,402	-9
Out-patient procedures	444	491	825	962	137
Emergency room procedures	721	813	1,395	1,566	171
Total procedures	<u>1,880</u>	<u>1,984</u>	<u>3,631</u>	<u>3,930</u>	<u>299</u>
<b>DIETARY</b>					
Routine patient diets	21,208	21,027	41,349	42,325	976
Meals to personnel	<u>25,472</u>	<u>28,688</u>	<u>50,257</u>	<u>56,633</u>	<u>6,376</u>
Total diets and meals	<u>46,680</u>	<u>49,715</u>	<u>91,606</u>	<u>98,958</u>	<u>7,352</u>
<b>LAUNDRY AND LINEN</b>					
Total pounds laundered	<u>99,249</u>	<u>95,358</u>	<u>196,106</u>	<u>193,409</u>	<u>-2,697</u>

# *PUBLIC INPUT*

# **ADJOURNMENT**